



June 2024 Landscape Management Update



Mountain Park Ranch



Maintenance:

- General blowing and raking of the granite will be the focus through the next service cycles.
- The turf is starting to come out of winter to summer transition,
- **Looking ahead:**
- Wash Cleanings can be reviewed on page #1
- Date Palm Tree trimming has been completed # 4.
- Storm Damage ?? What to do ?? Who to Call?? See page # 6
- Spray department applied over 1095 gallons of Premium Pre-emergent herbicide, See page # 7,8 & 9. for logs.
- **Water Management:**
- Year to date we have saved over **5.94M Gallons** of water, resulting in a **\$38K** in financial savings. We will need this surplus coming this summer.



Homes: 6000 - Plus Commercial Locations
 Residents: Over 20,000
 Granite: 35 acres
 Turf: 17 acres
 Trees: 2667
 Irrigation Controllers: 63
 Irrigation Valves: 784
 Sprinkler Heads: 1,460
 Backflows: 63
 Value of Common Area Landscape **\$18,530,000**

1





This month's wash cleanings



It is getting hotter and hotter each day! We take our Employee Safety very serious and are monitoring their overall health and well being during this time of year and watching for extreme conditions. We have our Director of Safety monitoring temperatures and issuing rest warnings and Field Managers hand out Powerade's daily to all employees.



Having healthy green turf helps reduce the heat dome's



Mountain Park Ranch

Palm & Tree Maintenance

All the Date Palms have been trimmed and we will re- start trimming trees in July.

Mountain Park Ranch
Palms 2023

Goal: Palms 2024

Address:
3968 E White Aster St
Phoenix, AZ 85044

Trees:
Date Palms



Daily Cycle:

1

2

3







Mountain Park Ranch Homeowners Association

Storm Damage

Storms happen unexpectedly, but ProQual Landscaping is here to respond to your storm damage emergencies, especially when you have fallen trees on your property.

What is an Emergency?

- Tree Blocking Street: Preventing vehicles from passing.
- Tree/Limbs on Wall/House or in Backyard
- Tree or Limbs on Vehicle

Non-Emergency Situations

- Tree or Tree Limb in Common Area

If you experience any storm damage during normal business hours, please call ProQual Landscaping @ 480-456-0608

For after-hours emergencies, contact Mountain Park Ranch Emergency service line at **480-2324931** and follow the emergency prompts..

Stay safe and remember ProQual Landscaping is here to help.



EMERGENCY



NON-EMERGENCY



Mountain Park Ranch Spray Applications

ProQual Spray Log

No.
6/18/2024
01415

Job Details

Eddie - App Lic #141047
Mountain Park Ranch HOA

Qualifying Party: Eric Wozniak
QA Lic #: 30955

Date
06/17/2024
Time
02:25 PM

Weather Conditions
Temperature (F) 103
Wind (mph) 6 mph
GPS Location
<http://maps.google.com?q=33.319809,-111.980873&z=1>
Location Description
Map

Spray Details

Application Type
Granite Application
Work Being Performed
Pre emergent/ broadcast

Chemicals / Rate Used
Esplanade 24oz per 100 gallons
Grounded 96oz per 100 gallons
Amount Sprayed (gallons)
350 gallons

Photo 1
Have all areas been completed?
No, we will have to come back
Map of Area Completed today

ProQual Spray Log

No.
6/18/2024
01416

Job Details

Eddie - App Lic #141047
Mountain Park Ranch HOA

Qualifying Party: Eric Wozniak
QA Lic #: 30955

Date
06/18/2024
Time
10:26 AM

Weather Conditions
Temperature (F) 90
Wind (mph) 5 mph
GPS Location
<http://maps.google.com?q=33.311321,-111.995201&z=1>
Location Description
Complete

Spray Details

Application Type
Granite Application
Work Being Performed
Pre emergent/ broadcast

Chemicals / Rate Used
Esplanade 24oz per 100 gallons
Grounded 96oz per 100 gallons
Amount Sprayed (gallons)
125 gallons

Photo 1
Have all areas been completed?
Yes
Map of Area Completed today



Mountain Park Ranch Spray Applications

ProQual Spray Log

No.
6/17/2024
00271

Job Details

Alvaro - App Lic #150790
Mountain Park Ranch HOA

Qualifying Party: Eric Wozniak
QA Lic #: 30955

Date
06/17/2024
Time
02:37 PM

Weather Conditions
Temperature (F)
103
Wind (mph)
14

GPS Location
[http://maps.google.com?
q=33.318005,-112.004593&z=1](http://maps.google.com?q=33.318005,-112.004593&z=1)
Location Description
Common areas

Spray Details

Application Type
Granite Application
Work Being Performed
Pre emergent

Chemicals / Rate Used
Esplanade 6oz per acre
Grounded 96 oz per 100 gallons of water
Amount Sprayed (gallons)
320

Photo 1
Have all areas been completed?
No, we will have to come back
Map of Area Completed today

ProQual Spray Log

No.
6/18/2024
00272

Job Details

Alvaro - App Lic #150790
Mountain Park Ranch HOA

Qualifying Party: Eric Wozniak
QA Lic #: 30955

Date
06/18/2024
Time
10:20 AM

Weather Conditions
Temperature (F)
90
Wind (mph)
4

GPS Location
[http://maps.google.com?
q=33.311085,-111.995224&z=1](http://maps.google.com?q=33.311085,-111.995224&z=1)
Location Description
Common areas

Spray Details

Application Type
Granite Application
Work Being Performed
Pre emergent

Chemicals / Rate Used
Esplanade 6oz per acre
Grounded 96oz per 100 gallons of water
Amount Sprayed (gallons)
150

Photo 1
Have all areas been completed?
Yes
Map of Area Completed today



Mountain Park Ranch
Spray Applications

ProQual Spray Log

No.
6/14/2024
00270

Job Details

Alvaro - App Lic #150790
Mountain Park Ranch HOA

Qualifying Party: Eric Wozniak
QA Lic #: 30955

Date
06/14/2024
Time
01:00 PM

Weather Conditions
Temperature (F) 102
Wind (mph) 3
GPS Location
<http://maps.google.com?q=33.318020,-112.004532&z=1>
Location Description
Common areas

Spray Details

Application Type
Granite Application
Work Being Performed
Pre emergent
Chemicals / Rate Used
Esplanade 6oz per acre
Grounded 96 oz per 100 gallons of water
Amount Sprayed (gallons)
150

Photo 1
Have all areas been completed?
No, we will have to come back
Map of Area Completed today

The Spray Department applied 1095 Gallons of premium Pre-emergent to all granite areas this month for weed germination protection.



Mountain Park Ranch Maintenance Update / Water Monitoring

2024 WATER MANAGEMENT WORKSHEET

	SQ FOOTAGE	AREA	DENSITY	ACREAGE	COST PER KGALS
TURF SF	740,520	45.3%	100%	17.0	\$8.78
PLANT SF	892,980	54.7%	20%	20.5	
TOTAL AREA	1,633,500		TOTAL	37.5	

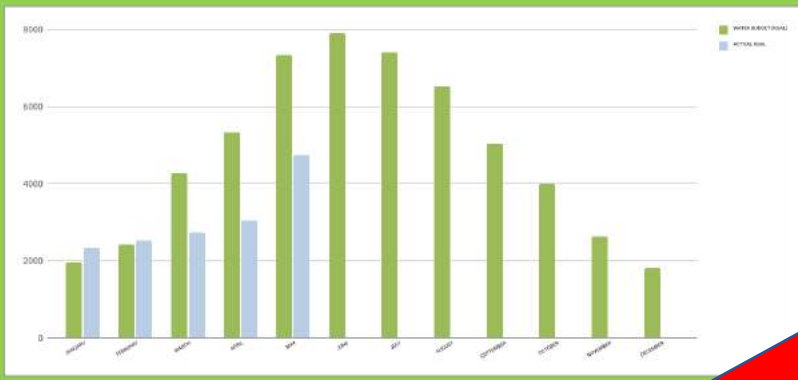


Mountain Park Ranch HOA

MONTH	Turf Budget		Plants Budget		Total Budgeted		Actual Usage	
	WATER BUDGET (KGAL)	COST PER MONTH	WATER BUDGET (KGAL)	COST PER MONTH	WATER BUDGET (KGAL)	WATER BUDGET	ACTUAL KGAL	ACTUAL COST
JANUARY	1,437.8	\$12,624.26	518.8	\$154.12	1,956.7	\$12,778.38	2330	\$12,668.70
FEBRUARY	1,783.4	\$15,658.42	643.5	\$191.16	2,426.9	\$15,849.58	2522	\$14,758.62
MARCH	3,141.0	\$27,578.32	1,133.4	\$336.69	4,274.4	\$27,915.01	2730	\$17,367.19
APRIL	3,755.5	\$32,973.24	1,580.9	\$469.64	5,336.4	\$33,442.88	3054	\$19,609.61
MAY	4,813.4	\$42,261.48	2,532.8	\$752.42	7,346.2	\$43,013.89	4760	\$30,589.95
JUNE	5,183.6	\$45,512.36	2,727.6	\$810.30	7,911.3	\$46,322.66	0	\$0.00
JULY	4,866.3	\$42,725.89	2,560.6	\$760.69	7,426.9	\$43,486.57	0	\$0.00
AUGUST	4,284.4	\$37,617.36	2,254.5	\$669.74	6,538.9	\$38,287.09	0	\$0.00
SEPTEMBER	3,543.9	\$31,115.59	1,491.9	\$443.18	5,035.8	\$31,558.78	0	\$0.00
OCTOBER	2,931.2	\$25,736.16	1,057.7	\$314.20	3,988.9	\$26,050.35	0	\$0.00
NOVEMBER	2,002.9	\$17,585.73	632.4	\$187.86	2,635.3	\$17,773.58	0	\$0.00
DECEMBER	1,389.4	\$12,198.55	438.7	\$130.31	1,828.0	\$12,328.86	0	\$0.00
ANNUAL TOTAL	39,133.0	\$343,587.35	17,572.7	\$5,220.29	56,705.7	\$348,807.65	15396	\$ 94,994.07

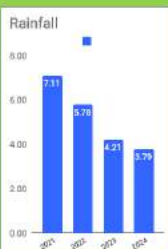
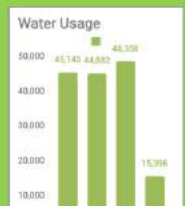
Tracking	
DOLLAR TO BUDGET	% TO BUDGET
\$ (109.68)	99%
\$ (1,090.96)	93%
\$ (10,547.82)	62%
\$ (13,833.27)	59%
\$ (12,423.94)	71%
\$ -	0%
\$ -	0%
\$ -	0%
\$ -	0%
\$ -	0%
\$ -	0%
\$ -	0%
\$ -	0%
\$ -	0%
\$ (38,005.68)	27%

YOY TOTAL (KGALS)				RAINFALL			
2021	2022	2023	2024	2021	2022	2023	2024
937	1,634	1197	2330	0.88	0.12	4.03	0.75
1,237	1,767	1092	2522	0.00	0.28	0.38	1.32
3,427	2,252	1744	2730	0.37	0.15	1.47	1.34
5,047	4,129	2905	3054	0.01	0.00	0.00	0.40
5,447	5,795	4936	4760	0.00	0.00	0.00	
5,872	6,812	6590	0	0.17	0.32	0.00	
4,436	4,520	5998	0	1.73	0.21	0.00	
3,035	5,019	5998	0	1.54	0.91	0.12	
2,099	3,306	3275	0	0.76	0.79	0.03	
6,032	3,852	5826	0	0.32	0.95	0.00	
4,252	4,352	6264	0	0.00	0.04	0.29	
1,322	1,374	3154	0	1.63	2.01	0.89	
45,143	44,882	48358	15396	7.11	5.78	4.21	3.79



YTD TO BUDGET	YOY DIFF +/-
-\$38,005.68	\$ (222,845.75)

Historical Annual Totals	
21	\$ 242,628.42
22	\$ 251,068.01
23	\$ 277,921.97
2024	\$ 94,994.07



YTD TO BUDGET	YOY DIFF +/-
-\$38,005.68	\$ (222,845.75)

**BUDGET BASED ON IMPLEMENTING A LANDSCAPE WATER MANAGEMENT PLAN AND TECHNOLOGY
***AVERAGE RAINFALL IS BASED ON 6" ANNUALLY

Year to date we have saved over 5.94M Gallons of water and over \$38K in financial savings. With the way the summer is shaping up we will need this saved surplus to get through the Summer of 2024.

The monthly usage has been adjusted to include the recently added 5 new water meters: (May's extra expense \$5,516.00). YTD \$13,011.56
Bar graph below illustrates the controllers over the last 30 days staying consistent in the watering times as the temperatures are starting to increase.

